

## Introductory letter 2021-22

### Theme 4- How we express ourselves

#### Grade: - Vatika



Dear Parent,

Continuing the journey of exploratory and inquiry-based learning, we will begin with our fourth **Transdisciplinary Theme** “How we express ourselves.” In this unit, children will communicate and express their ideas through play and relate it with real life situations.

Transdisciplinary Theme	How we express ourselves
<b>Central Idea</b>	Through play we express our feelings, ideas and come to new understanding.
<b>Lines of Inquiry</b>	<ul style="list-style-type: none"> <li>■ Expressing through play</li> <li>■ Creative and imaginative use of materials</li> <li>■ Understanding real life situations through play</li> </ul>
<b>Key concepts</b>	<ul style="list-style-type: none"> <li>■ <b>Function:</b> Learners will be able to express their emotions, feelings and knowledge through play.</li> <li>■ <b>Perspective:</b> They will share their imaginary thoughts while playing with toys and using different material.</li> <li>■ <b>Connection:</b> Learners will make connection with real life situations while playing.</li> </ul>
<b>Learner Profile</b>	<ul style="list-style-type: none"> <li>■ <b>Principled:</b> Learners will be able to understand importance of fair game and will apply in their real life while playing.</li> <li>■ <b>Open-minded:</b> They will develop this learner profile by playing in group or team and accepting and respecting each other’s views.</li> <li>■ <b>Reflective:</b> They will be able to share their interest, feelings and emotions through play.</li> </ul>
<b>Approaches to learning</b>	<ul style="list-style-type: none"> <li>■ <b>Self- Management:</b> Learners will develop self - management skills by keeping their belongings at the right place after using them. They will also use their time</li> </ul>

	effectively and appropriately.  <ul style="list-style-type: none"> <li>■ <b>Social:</b> Learners will develop social skills by listening to and respecting various viewpoints during interactive play. They will also learn to adapt to various roles during role plays.</li> </ul>
<b>Subject Focus</b>	Language, Math, Social Studies, Arts, PSPE.
<b>Suggested website</b>	<a href="https://www.youtube.com/watch?v=H3RXCemUaAs">https://www.youtube.com/watch?v=H3RXCemUaAs</a> <a href="https://www.youtube.com/watch?v=3SkW0VuJVak">https://www.youtube.com/watch?v=3SkW0VuJVak</a> <a href="https://www.youtube.com/watch?v=hKXVIE3t7_s">https://www.youtube.com/watch?v=hKXVIE3t7_s</a> <a href="https://www.youtube.com/watch?v=6Bd76McEtL4">https://www.youtube.com/watch?v=6Bd76McEtL4</a> <a href="https://www.youtube.com/watch?v=1juznlQg5N8">https://www.youtube.com/watch?v=1juznlQg5N8</a>

Following are some activities that you may enjoy with your children:

- 1) Encourage your child to talk about his\her favorite toy.
- 2) Help your child select the toys that can be used to develop imaginary skills like story narration, role play etc.
- 3) Narrate stories using pictures related to real life situations.
- 4) Create opportunities for exploration and outdoor play.

During the theme or even later, if you observe your ward’s responsible actions, kindly bring it to our notice, so that it could be highlighted in the virtual class.


We look forward for your support and cooperation in this journey of learning.

**Thank You!**

**SANSKAR SCHOOL**  
**GRADE-Vatika**  
**Assignment- 17**  
**Date: 13<sup>th</sup> December 2021**  
**(Monday)**











**ENGLISH**

Write the given cursive letter (d, g) in your English notebook.



## MATHS:

Do the given worksheet.

	<table border="1"><tr><td>3</td><td>&lt;</td><td>4</td></tr></table>	3	<	4	
3	<	4			
	<table border="1"><tr><td> </td><td> </td><td> </td></tr></table>				
	<table border="1"><tr><td> </td><td> </td><td> </td></tr></table>				
	<table border="1"><tr><td> </td><td> </td><td> </td></tr></table>				
	<table border="1"><tr><td> </td><td> </td><td> </td></tr></table>				

## HINDI:

Write the given vyanjan in your Hindi notebook.

य र ल व

## UOI:

Watch the video and revise the season song.

<https://youtu.be/8ZjpI6fgYSY>

## **MUSIC:**

Watch the video and sing the rhyme along.

<https://youtu.be/i35AUg1lhvo>

## **P.E.:**

Watch the video and do the given exercise to be fit and healthy.

<https://youtu.be/FB5-7tliX-l>